## CONTENTS

SCAN TO SEE AN EASY HOW-TO VIDEO!

**DO NOT REMOVE THE LID!**
Add all ingredients through the lid's OPENING

## INSTRUCTIONS

1

**ATTENTION!** Potion making can get messy. Place your Potion Bottle on a plate for easy clean up. Remove Paper Ring and Acetate.

2 Pour in your **PIXLING POWER ELIXIR.**

Wipe any spilled Pixling Elixir using a damp cloth.
Pixling Elixir dries clear and should not stain most common surfaces.

3 Fill **POTION BOTTLE** to the line with water.

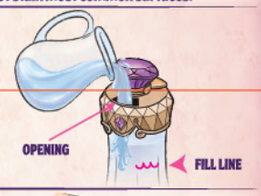


4 Sprinkle in **FLUTTER DUST.**

5 Pour in your **PIXLING MAGIC ELIXIR.**

Wipe any spilled Pixling Elixir using a damp cloth.
Pixling Elixir dries clear and should not stain most common surfaces.

6 Add a **BUTTERFLY WING.**

7 Remove the **GOLDEN RING** to reveal the Magic Words.



8 Turn the **CRYSTAL GEM** until it stops.

9 Say the Magic Words "MAGICUS MIXUS" and Push Down **HARD TWICE** on the **CRYSTAL GEM.** Release and wait a minute for the Magic to turn your Potion Clear.




5+

moose

Magic Mixies PIXLINGS

POTION GUIDE

Lucky Potion on 80

SCAN TO SEE AN EASY HOW-TO VIDEO!

## REMOVING & DISPLAYING YOUR DOLL

A

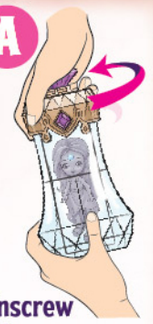

Unscrew lid

B



Pull cylinder out

C

Unscrew cylinder cap

D

Use **GOLDEN RING** as Doll Stand

E

After completing water reveal, rinse parts with clean water and wash hands. Dispose of wastewater down drain. Wash container with soapy water.

UK CA CE

**WARNING:** CHOKING HAZARD -- SMALL PARTS. NOT SUITABLE FOR CHILDREN UNDER 3 YEARS. USE UNDER PARENTAL SUPERVISION. KEEP OUT OF REACH OF CHILDREN WHEN NOT IN USE. AVOID CONTACT WITH SKIN OR EYES. WASH HANDS AFTER HANDLING. IN CASE OF ACCIDENTAL EYE CONTACT, FLUSH EYES WITH WATER FOR 10 MINUTES. PIXLINGS FORMULA MAY STAIN SOME SURFACES. AVOID CONTACT WITH FABRIC OR CLOTHES. IF PIXLINGS FORMULA IS IN CONTACT WITH CLOTHING WASH IMMEDIATELY IN WARM WATER WITH DETERGENT.

**IMPORTANT:** RETAIN PACKAGING DETAILS FOR FUTURE REFERENCE. COLORS AND CONTENTS MAY VARY. PIXLINGS FORMULA IS SAFE FOR HUMAN CONTACT. PIXLINGS FORMULA NOT INTENDED TO BE PLACED ON SKIN. CONFORMS TO ASTM D-4236. TOY IS NOT INTENDED TO BE USED AS A DRINK CONTAINER. UNATTENDED CHILDREN MAY PUT LIQUIDS INTO TOY. PATENT PENDING.

WARNING:
**[160 mL] PIXLING FORMULA,** [UFI: T9FA-H8RW-F409-92D6] CAUSES SERIOUS EYE IRRITATION. CONTAINS ALCOHOLS, C12-16, ETHOXYLATED, PHENOXYETHANOL, THYMOLPHTHALEIN.
**[9 mL] CLARIFYING LIQUID,** [UFI: HCFA-18F9-R40S-YDYA] CAUSES SERIOUS EYE IRRITATION. CONTAINS CITRIC ACID, PHENOXYETHANOL. | (+44 1637 882201)

0-3

PRINTER TO REPLACE WITH FSC LOGO

moose
www.moosetoys.com

**WARNING:**
CHOKING HAZARD – Small parts. Not for children under 3 years.

©2022 The Moose Group

www.magicmixies.com

## CONTENTS

SCAN TO SEE AN EASY HOW-TO VIDEO!

**DO NOT REMOVE THE LID!**
Add all ingredients through the lid's OPENING

## INSTRUCTIONS

1. **ATTENTION!** Potion making can get messy. Place your Potion Bottle on a plate for easy clean up. Remove Paper Ring and Acetate.

2. Pour in your **PIXLING POWER ELIXIR.**
   A. CUT → B. FOLD END OF BAG INTO THE OPENING → C. LIFT & POUR
   Wipe any spilled Pixling Elixir using a damp cloth. Pixling Elixir dries clear and should not stain most common surfaces.

3. Fill **POTION BOTTLE** to the line with water.
   OPENING
   FILL LINE

4. Sprinkle in **PRECIOUS PETALS.**

5. Pour in your **PIXLING MAGIC ELIXIR.**
   A. CUT → B. FOLD END OF BAG INTO THE OPENING → C. LIFT & POUR
   Wipe any spilled Pixling Elixir using a damp cloth. Pixling Elixir dries clear and should not stain most common surfaces.

6. Add a **DASHING ANTLER.**

7. Remove the **GOLDEN RING** to reveal the Magic Words.

8. Turn the **CRYSTAL GEM** until it stops.

9. Say the Magic Words "MAGICUS MIXUS" and Push Down **HARD TWICE** on the **CRYSTAL GEM.** Release and wait a minute for the Magic to turn your Potion Clear.
   X2

moose

5+

# Magic Mixies Pixlings

Spirit of adventure POTION

SCAN TO SEE AN EASY HOW-TO VIDEO!

POTION GUIDE

## REMOVING & DISPLAYING YOUR DOLL

10. Unscrew lid
11. Pull cylinder out
12. Unscrew cylinder cap
13. Use **GOLDEN RING** as Doll Stand
14. After completing water reveal, rinse parts with clean water and wash hands. Dispose of wastewater down drain. Wash container with soapy water.

UK CA CE

**WARNING:** CHOKING HAZARD -- SMALL PARTS. NOT SUITABLE FOR CHILDREN UNDER 3 YEARS. USE UNDER PARENTAL SUPERVISION. KEEP OUT OF REACH OF CHILDREN WHEN NOT IN USE. AVOID CONTACT WITH SKIN OR EYES. WASH HANDS AFTER HANDLING. IN CASE OF ACCIDENTAL EYE CONTACT, FLUSH EYES WITH WATER FOR 10 MINUTES. PIXLINGS FORMULA MAY STAIN SOME SURFACES. AVOID CONTACT WITH FABRIC OR CLOTHES. IF PIXLINGS FORMULA IS IN CONTACT WITH CLOTHING WASH IMMEDIATELY IN WARM WATER WITH DETERGENT.

**IMPORTANT:** RETAIN PACKAGING DETAILS FOR FUTURE REFERENCE. COLORS AND CONTENTS MAY VARY. PIXLINGS FORMULA IS SAFE FOR HUMAN CONTACT. PIXLINGS FORMULA NOT INTENDED TO BE PLACED ON SKIN. CONFORMS TO ASTM D-4236. TOY IS NOT INTENDED TO BE USED AS A DRINK CONTAINER. UNATTENDED CHILDREN MAY PUT LIQUIDS INTO TOY. PATENT PENDING.

WARNING:
**[160 mL] PIXLING FORMULA,** [UFI: T9FA-H8RW-F409-92D6] CAUSES SERIOUS EYE IRRITATION. CONTAINS ALCOHOLS, C12-16, ETHOXYLATED, PHENOXYETHANOL, THYMOLPHTHALEIN.
**[9 mL] CLARIFYING LIQUID,** [UFI: HCFA-18F9-R40S-YDYA] CAUSES SERIOUS EYE IRRITATION. CONTAINS CITRIC ACID, PHENOXYETHANOL. | (+44 1637 882201)

0-3

**WARNING:** CHOKING HAZARD – Small parts. Not for children under 3 years.

PRINTER TO REPLACE WITH FSC LOGO

moose™
www.moosetoys.com

©2022 The Moose Group

www.magicmixies.com

## CONTENTS

SCAN TO SEE AN EASY HOW-TO VIDEO!

**DO NOT REMOVE THE LID!**
Add all ingredients through the lid's OPENING

## INSTRUCTIONS

**1** **ATTENTION!** Potion making can get messy. Place your Potion Bottle on a plate for easy clean up. Remove Paper Ring and Acetate.

**2** Pour in your **PIXLING POWER ELIXIR.**

Wipe any spilled Pixling Elixir using a damp cloth.
Pixling Elixir dries clear and should not stain most common surfaces.

**3** Fill **POTION BOTTLE** to the line with water.

**4** Sprinkle in **SHIMMERING SCALES.**

**5** Pour in your **PIXLING MAGIC ELIXIR.**

Wipe any spilled Pixling Elixir using a damp cloth.
Pixling Elixir dries clear and should not stain most common surfaces.

**6** Add a **CORAL CHARM.**

**7** Remove the **GOLDEN RING** to reveal the Magic Words.

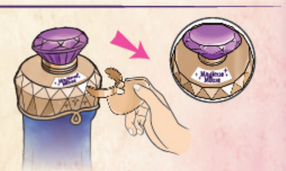

**8** Turn the **CRYSTAL GEM** until it stops.

**9** Say the Magic Words "MAGICUS MIXUS" and Push Down **HARD TWICE** on the **CRYSTAL GEM.** Release and wait a minute for the Magic to turn your Potion Clear.




5+

Magic Mixies Pixlings

Sweet Hearts Potion

SCAN TO SEE AN EASY HOW-TO VIDEO!

POTION GUIDE

## REMOVING & DISPLAYING YOUR DOLL

**10** Unscrew lid

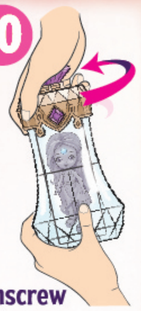

**11** Pull cylinder out



**12** Unscrew cylinder cap

**13** Use **GOLDEN RING** as Doll Stand

**14** After completing water reveal, rinse parts with clean water and wash hands. Dispose of wastewater down drain. Wash container with soapy water.

UK CA CE

**WARNING:** CHOKING HAZARD -- SMALL PARTS. NOT SUITABLE FOR CHILDREN UNDER 3 YEARS. USE UNDER PARENTAL SUPERVISION. KEEP OUT OF REACH OF CHILDREN WHEN NOT IN USE. AVOID CONTACT WITH SKIN OR EYES. WASH HANDS AFTER HANDLING. IN CASE OF ACCIDENTAL EYE CONTACT, FLUSH EYES WITH WATER FOR 10 MINUTES. PIXLINGS FORMULA MAY STAIN SOME SURFACES. AVOID CONTACT WITH FABRIC OR CLOTHES. IF PIXLINGS FORMULA IS IN CONTACT WITH CLOTHING WASH IMMEDIATELY IN WARM WATER WITH DETERGENT.

**IMPORTANT:** RETAIN PACKAGING DETAILS FOR FUTURE REFERENCE. COLORS AND CONTENTS MAY VARY. PIXLINGS FORMULA IS SAFE FOR HUMAN CONTACT. PIXLINGS FORMULA NOT INTENDED TO BE PLACED ON SKIN. CONFORMS TO ASTM D-4236. TOY IS NOT INTENDED TO BE USED AS A DRINK CONTAINER. UNATTENDED CHILDREN MAY PUT LIQUIDS INTO TOY. PATENT PENDING.

WARNING:
**[160 mL] PIXLING FORMULA,** [UFI: T9FA-H8RW-F409-92D6] CAUSES SERIOUS EYE IRRITATION. CONTAINS ALCOHOLS, C12-16, ETHOXYLATED, PHENOXYETHANOL, THYMOLPHTHALEIN.
**[9 mL] CLARIFYING LIQUID,** [UFI: HCFA-18F9-R40S-YDYA] CAUSES SERIOUS EYE IRRITATION. CONTAINS CITRIC ACID, PHENOXYETHANOL. | (+44 1637 882201)

0-3

**WARNING:**
**CHOKING HAZARD** – Small parts. Not for children under 3 years.

PRINTER TO REPLACE WITH FSC LOGO

moose™
www.moosetoys.com

©2022 The Moose Group

www.magicmixies.com

## CONTENTS

SCAN TO SEE AN EASY HOW-TO VIDEO!

**DO NOT REMOVE THE LID!**
Add all ingredients through the lid's OPENING

## INSTRUCTIONS

1. **ATTENTION!** Potion making can get messy. Place your Potion Bottle on a plate for easy clean up. Remove Paper Ring and Acetate.

2. Pour in your **PIXLING POWER ELIXIR.**
   A. CUT → B. FOLD END OF BAG INTO THE OPENING → C. LIFT & POUR
   Wipe any spilled Pixling Elixir using a damp cloth.
   Pixling Elixir dries clear and should not stain most common surfaces.

3. Fill **POTION BOTTLE** to the line with water.
   OPENING
   FILL LINE

4. Sprinkle in **DREAM DUST.**

5. Pour in your **PIXLING MAGIC ELIXIR.**
   A. CUT → B. FOLD END OF BAG INTO THE OPENING → C. LIFT & POUR
   Wipe any spilled Pixling Elixir using a damp cloth.
   Pixling Elixir dries clear and should not stain most common surfaces.

6. Add a **SPARKLE HORN.**

7. Remove the **GOLDEN RING** to reveal the Magic Words.

8. Turn the **CRYSTAL GEM** until it stops.

9. Say the Magic Words **"MAGICUS MIXUS"** and Push Down **HARD TWICE** on the **CRYSTAL GEM.** Release and wait a minute for the Magic to turn your Potion Clear.
   X2

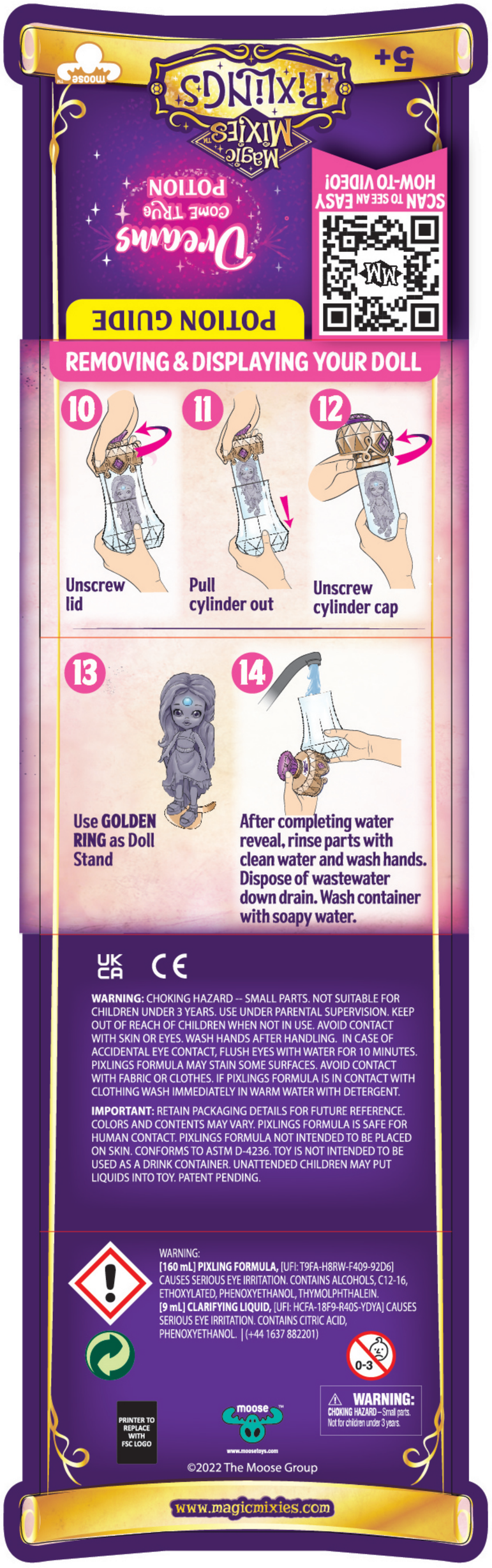


## REMOVING & DISPLAYING YOUR DOLL

10. Unscrew lid
11. Pull cylinder out
12. Unscrew cylinder cap
13. Use **GOLDEN RING** as Doll Stand
14. After completing water reveal, rinse parts with clean water and wash hands. Dispose of wastewater down drain. Wash container with soapy water.

UK CA CE

**WARNING:** CHOKING HAZARD -- SMALL PARTS. NOT SUITABLE FOR CHILDREN UNDER 3 YEARS. USE UNDER PARENTAL SUPERVISION. KEEP OUT OF REACH OF CHILDREN WHEN NOT IN USE. AVOID CONTACT WITH SKIN OR EYES. WASH HANDS AFTER HANDLING. IN CASE OF ACCIDENTAL EYE CONTACT, FLUSH EYES WITH WATER FOR 10 MINUTES. PIXLINGS FORMULA MAY STAIN SOME SURFACES. AVOID CONTACT WITH FABRIC OR CLOTHES. IF PIXLINGS FORMULA IS IN CONTACT WITH CLOTHING WASH IMMEDIATELY IN WARM WATER WITH DETERGENT.

**IMPORTANT:** RETAIN PACKAGING DETAILS FOR FUTURE REFERENCE. COLORS AND CONTENTS MAY VARY. PIXLINGS FORMULA IS SAFE FOR HUMAN CONTACT. PIXLINGS FORMULA NOT INTENDED TO BE PLACED ON SKIN. CONFORMS TO ASTM D-4236. TOY IS NOT INTENDED TO BE USED AS A DRINK CONTAINER. UNATTENDED CHILDREN MAY PUT LIQUIDS INTO TOY. PATENT PENDING.

WARNING:
**[160 mL] PIXLING FORMULA,** [UFI: T9FA-H8RW-F409-92D6] CAUSES SERIOUS EYE IRRITATION. CONTAINS ALCOHOLS, C12-16, ETHOXYLATED, PHENOXYETHANOL, THYMOLPHTHALEIN.
**[9 mL] CLARIFYING LIQUID,** [UFI: HCFA-18F9-R40S-YDYA] CAUSES SERIOUS EYE IRRITATION. CONTAINS CITRIC ACID, PHENOXYETHANOL. | (+44 1637 882201)

0-3

PRINTER TO REPLACE WITH FSC LOGO

moose™
www.moosetoys.com

**WARNING:** CHOKING HAZARD – Small parts. Not for children under 3 years.

©2022 The Moose Group

www.magicmixies.com

UK ENGLISH

FRENCH

ITALIAN

DUTCH / GERMAN

SPANISH